

Annex C: Characteristics of OfS-fundable starts on Level 6 degree apprenticeships

1. This annex provides information on the characteristics of OfS-fundable starts on Level 6 degree apprenticeships (2021-22 individualised data).
2. For 2021-22 we have identified the characteristics of the Level 6 degree apprenticeship population by linking the ILR, student and student alternative post-collection outputs¹ to characteristics information. It is not a complete match and so the number of apprenticeships reported here may be fewer than those found via the post collection outputs.
3. For the years 2019-20 and 2020-21 we have identified the degree apprenticeships population using the post-collection outputs methodology written for 2021-22.
4. For more information regarding the characteristics used here and their associated populations, please refer to the 'Student characteristics data: technical document'.² Users should be aware that in Table 2 we do not report information where the personal characteristics of a student are unavailable.
5. Populations reported here are for those students at an Approved (fee cap) provider.³
6. The list of providers on the Apprenticeship Provider and Assessment Register (APAR) was found via the register.⁴
7. In this document, we refer to degree apprenticeship starts. In other OfS outputs the word starter is used.

Table 1: Number of providers in the Approved (fee cap) category that have OfS-fundable Level 6 degree apprenticeship starts in 2021-22 and that are on the APAR.

Number of approved (fee cap) providers ⁵	Number of providers with Level 6 degree apprenticeship starts in 2021-22	Number of providers on the Apprenticeship Provider and Assessment Register (APAR) ⁶
343	99	240

8. Of the 99 providers that have Level 6 degree apprenticeship starts in 2021-22, 41 providers have 100 or more starts in that year and 76 providers have 20 or more starts in that year.

¹ See www.officeforstudents.org.uk/data-and-analysis/post-collection-outputs/.

² See www.officeforstudents.org.uk/publications/student-characteristics-data-2010-11-to-2021-22/.

³ Correct on the 14 August 2023.

⁴ See <https://download.apprenticeships.education.gov.uk/apar> on 14 August 2023.

⁵ Correct on the 14 August 2023.

⁶ See <https://download.apprenticeships.education.gov.uk/apar> on 14 August 2023.

9. Growth in OfS-fundable Level 6 degree apprenticeships starts has been uneven across the two most recent years and across the sector. In Table 3 we can see that in the years 2019-20 to 2020-21 the number of starts grew from 6,920 to 10,960, a growth of 58 per cent. Whereas, in the year between 2020-21 and 2021-22, the number of starts across the sector grew from 10,960 to 13,510, a growth of only 23 per cent.
10. Across the years from 2019-20 to 2021-22 the total growth was 6,590 starts but 24 providers that increased start numbers by 100 or more account for the majority (79 per cent).

Rounding and suppression

11. To align with approaches used in other OfS regulation data dashboards, the data in this publication is subject to rounding and suppression. Our approach is detailed in this section.
12. Our approach to rounding and suppression broadly aligns with the provider-level student outcomes data dashboard⁷ (used to support the regulation of student outcomes through registration condition B3) and the access and participation data dashboard.⁸ The following rounding is applied:
- Headcounts have been rounded to the nearest 10.
 - Percentages have been rounded to the nearest 0.1 per cent.

Headcounts and percentages have been suppressed where the population is less than 23 ([low]).

Table 2: Summary of Level 6 degree apprenticeship starts in 2021-22 by characteristic

Characteristic	Description	Number of Level 6 degree apprenticeship starts	Percentage of Level 6 degree apprenticeship starts (%)
ABCS access quintile	Quintile 1	170	6.2
ABCS access quintile	Quintile 2	500	18.2
ABCS access quintile	Quintile 3	690	25.0
ABCS access quintile	Quintile 4	700	25.4
ABCS access quintile	Quintile 5	690	25.1
Age (broad)	Under 21	3,940	29.1
Age (broad)	21 & over	9,610	70.9
Disability (broad)	Disability reported	1,590	11.8
Disability (broad)	No disability reported	11,950	88.2
Eligibility for free school meals	Eligible	310	8.4

⁷ See www.officeforstudents.org.uk/data-and-analysis/student-outcomes-data-dashboard/data-dashboard/.

⁸ See www.officeforstudents.org.uk/data-and-analysis/access-and-participation-data-dashboard/.

Eligibility for free school meals	Not eligible	3,310	91.6
Ethnicity	Asian	860	6.5
Ethnicity	Black	530	4.0
Ethnicity	Mixed	390	2.9
Ethnicity	Other	80	0.6
Ethnicity	White	11,370	85.9
IMD quintile	Quintile 1: most deprived	2,030	15.2
IMD quintile	Quintile 2	2,480	18.5
IMD quintile	Quintile 3	2,880	21.5
IMD quintile	Quintile 4	2,980	22.2
IMD quintile	Quintile 5: least deprived	3,030	22.6
Parental higher education	No	5,830	61.2
Parental higher education	Yes	3,690	38.8
Sex	Female	6,990	51.6
Sex	Male	6,550	48.3
Sex	Other sex	[low]	[low]
TUNDRA quintile	Quintile 1: Lowest participation	460	11.8
TUNDRA quintile	Quintile 2	680	17.6
TUNDRA quintile	Quintile 3	870	22.4
TUNDRA quintile	Quintile 4	960	24.7
TUNDRA quintile	Quintile 5: Highest participation	910	23.5

Figure 1: Level 6 degree apprenticeship starts by ABCS access quintile

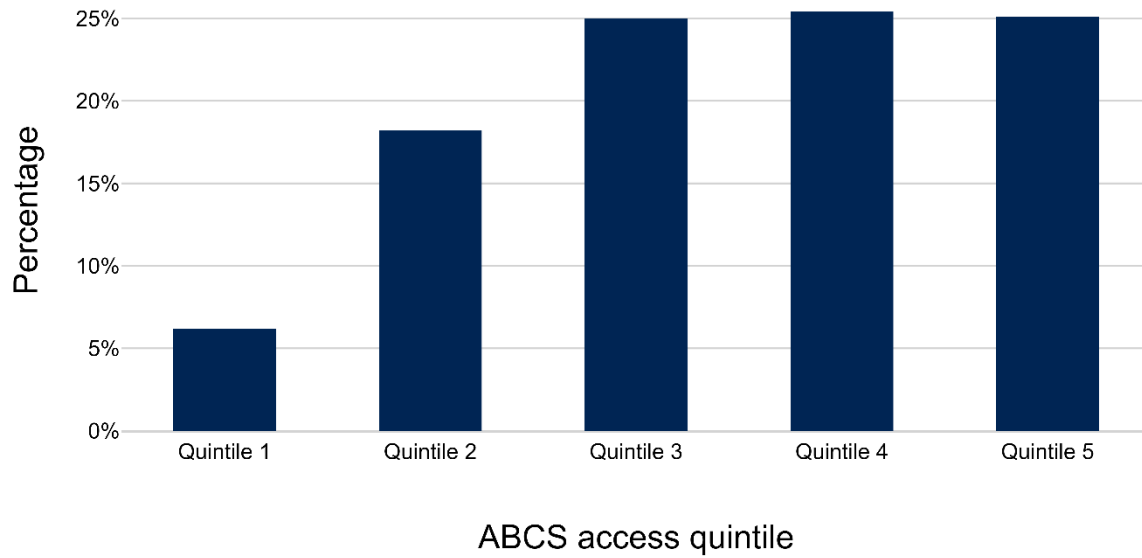


Figure 2: Level 6 degree apprenticeship starts by broad age group

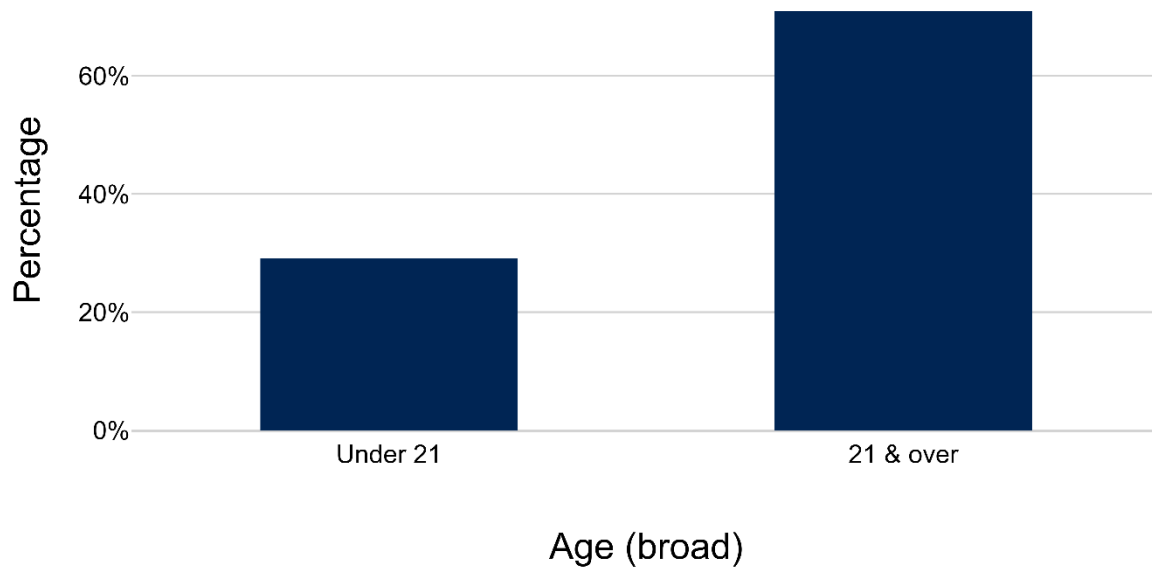


Figure 3: Level 6 degree apprenticeship starts by broad disability group

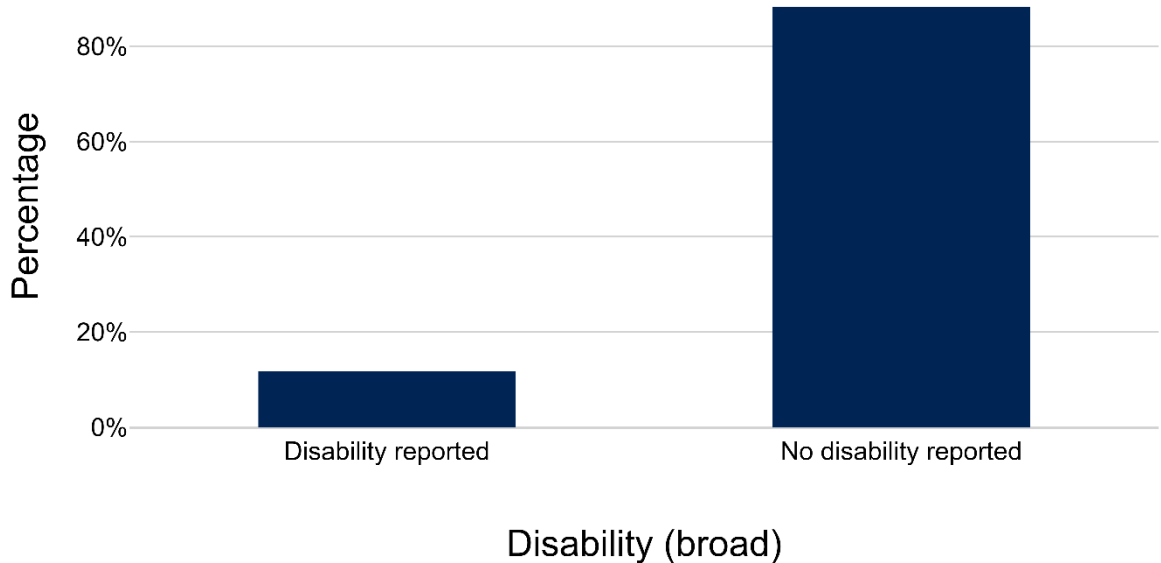


Figure 4: Level 6 degree apprenticeship starts by ethnicity

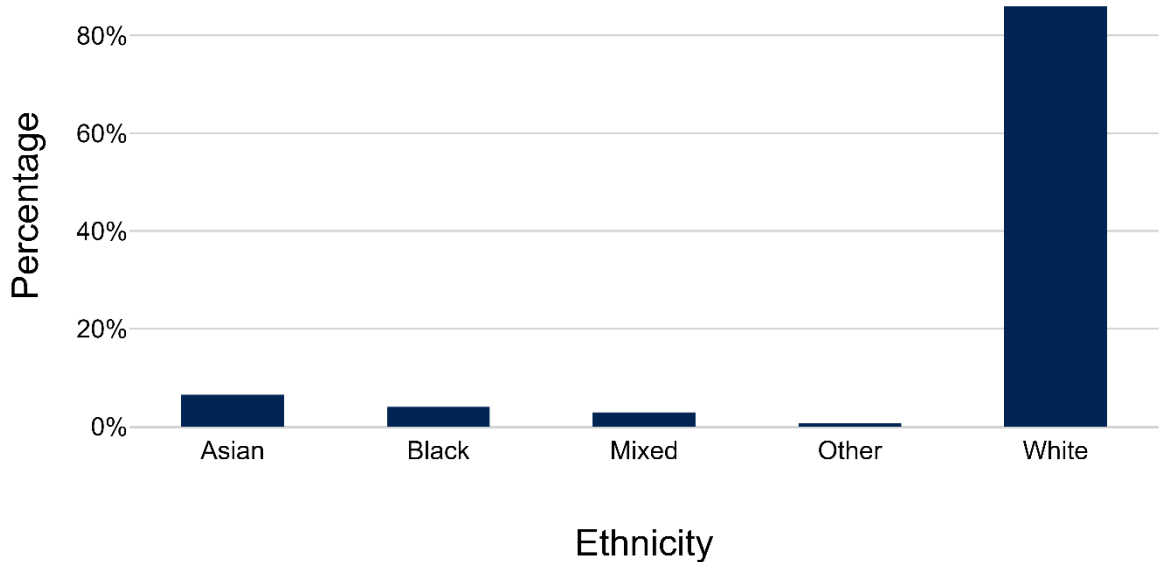


Figure 5: Level 6 degree apprenticeship starts by eligibility for free school meals

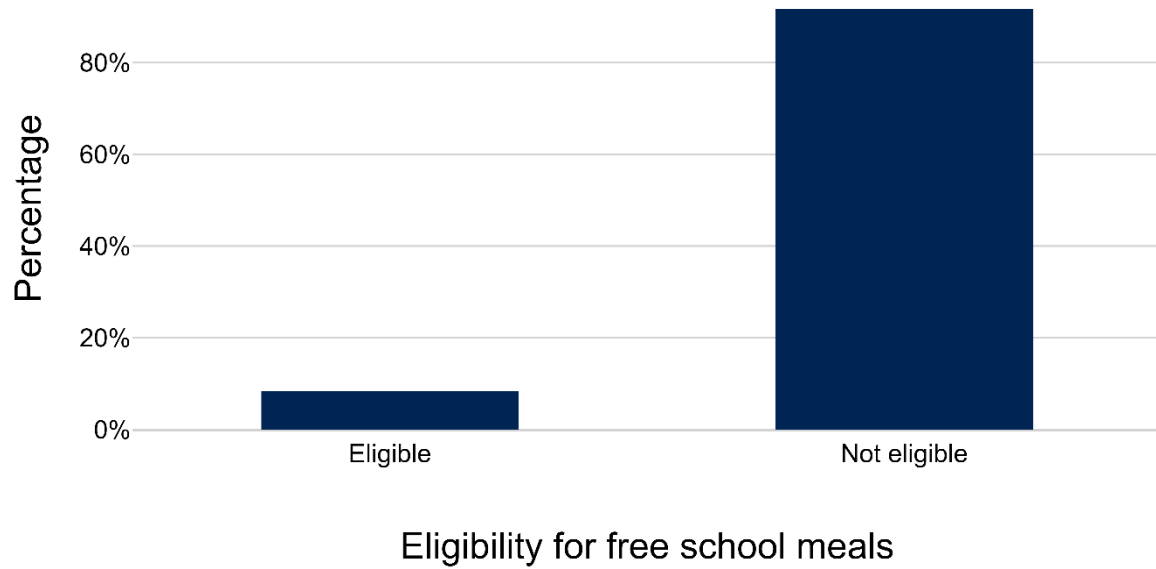


Figure 6: Level 6 degree apprenticeship starts by Index of Multiple Deprivation (IMD) quintile

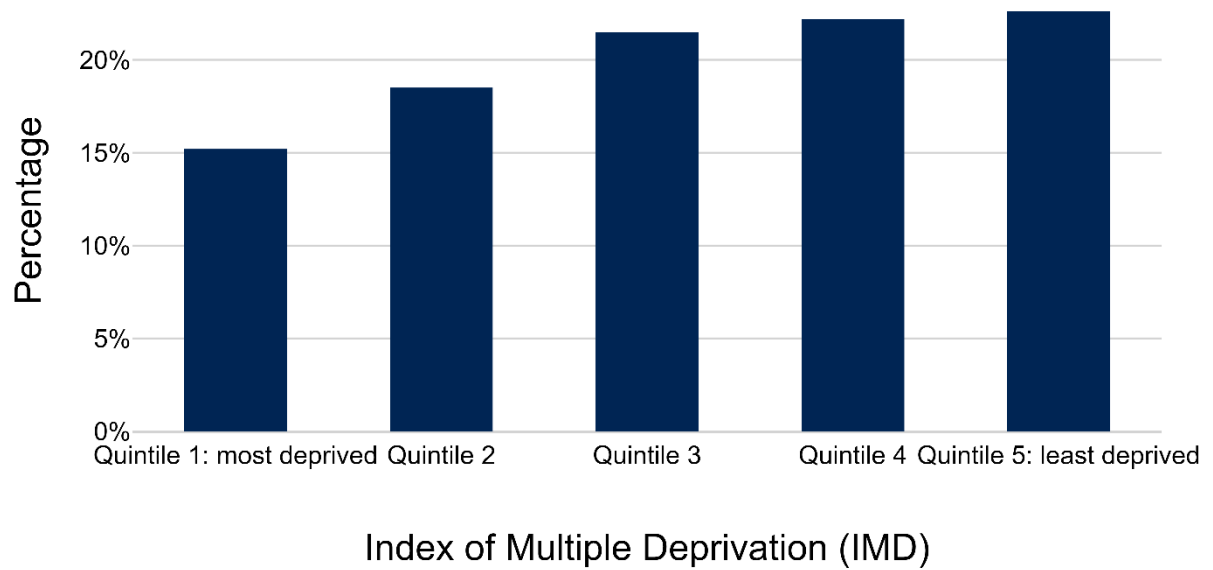


Figure 7: Level 6 degree apprenticeship starts by parental higher education

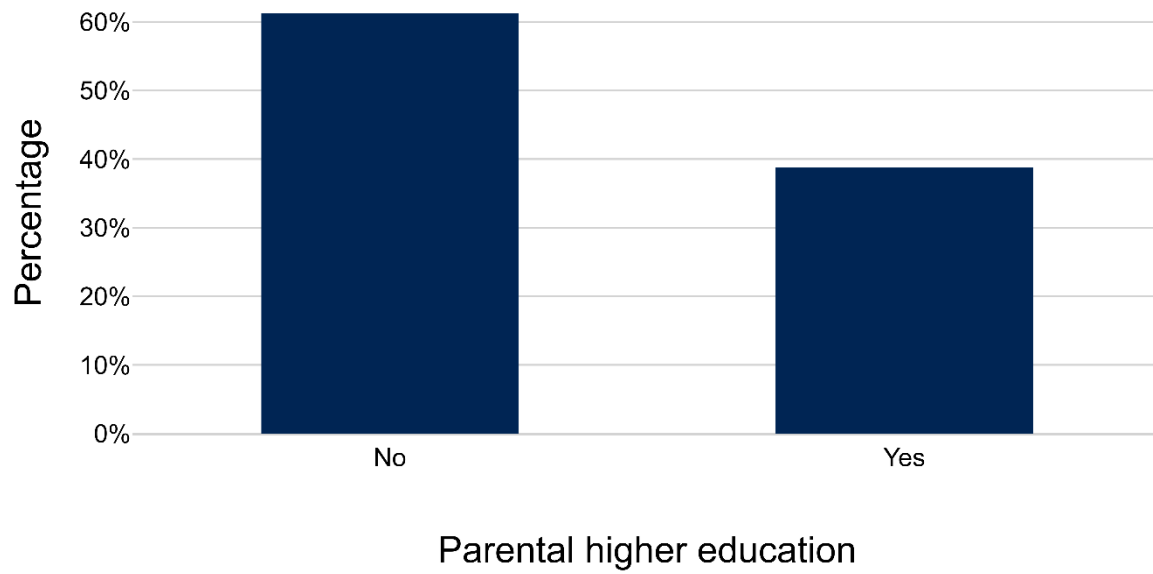


Figure 8: Level 6 degree apprenticeship starts by sex

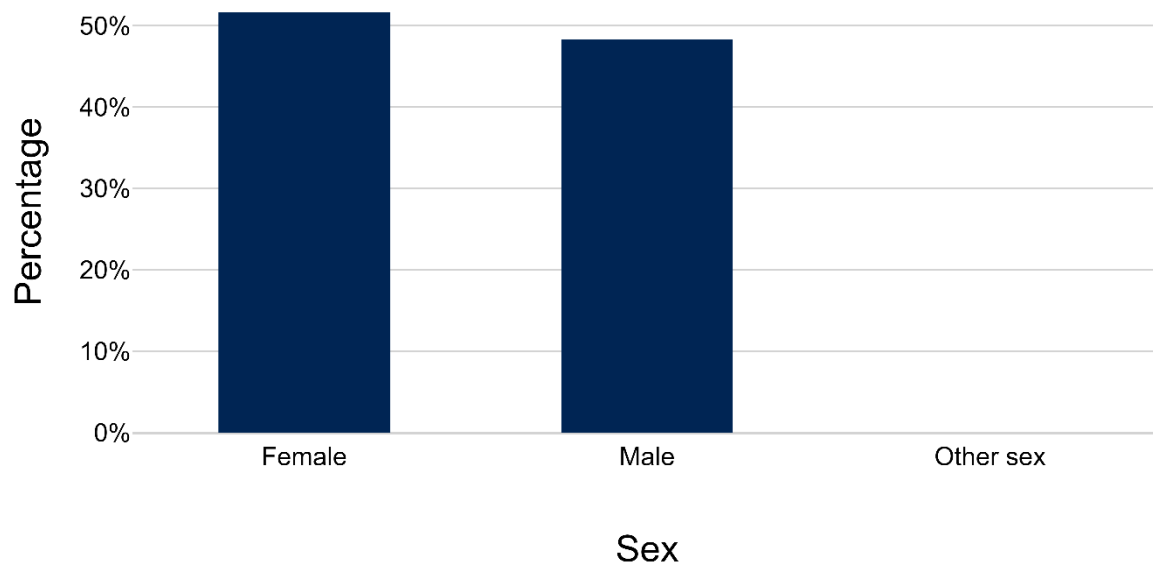


Figure 9: Level 6 degree apprenticeship starts by Tracking underrepresentation (TUNDRA) by MSOA quintile

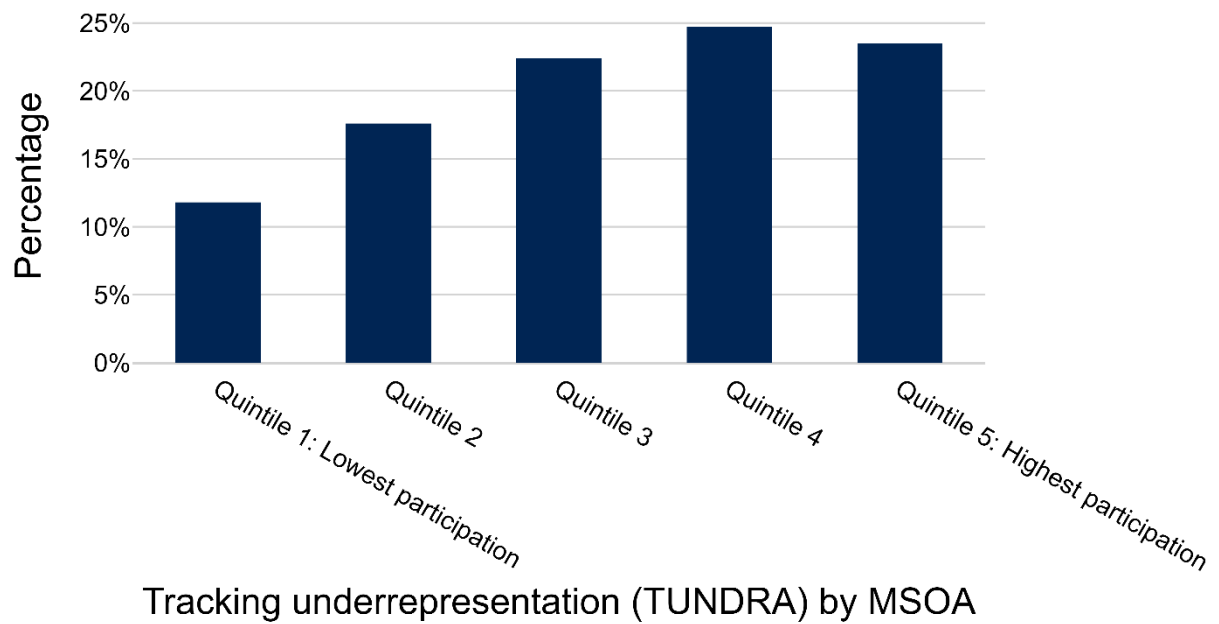


Table 3: Number of OfS-fundable Level 6 degree apprenticeship starts by year

Year	Number of OfS fundable Level 6 degree apprenticeship starts	Change compared with previous year
2019-20	6,920	-
2020-21	10,960	58%
2021-22	13,510	23%