

Office for  
Students

The logo for the Office for Students, featuring a dark blue square with a yellow square in the top right corner containing the letters 'OfS' in white.

OfS

# Consultation on a new approach to regulating student outcomes

10 February 2022

Follow us on Twitter at  
[@officestudents](https://twitter.com/officestudents)

# What we will cover today

---

What has changed.

---

What are we proposing.

---

What this would mean in practice: registration.

---

What this would mean in practice: monitoring of registered providers.

# Why this is important

Student  
investment

Minimum  
expectations for  
all

Protecting  
reputation of  
English higher  
education

Taxpayer  
interest

# What has changed

Indicators

Setting  
thresholds

Assessment

Context

# Proposals



Construct indicators



Set an absolute numerical threshold for each indicator



Publish data to show the performance of all providers



Prioritise which providers will be assessed each year



Assess a provider's performance against each numerical threshold



Use enforcement powers where we find a breach

# Setting minimum numerical thresholds



Positive outcomes



Minimum requirements



Context



Policy objectives

**Student outcome**

Continuation

Or

Completion

Or

Progression

**Mode of study**

Full-time

Or

Part-time

Or

Apprenticeship

**Level of study** One of:

Other undergraduate

Other postgraduate

First degree

PGCE

Undergraduate with postgraduate components

Postgraduate taught masters'

Total undergraduate (apprenticeship mode only)

Postgraduate research

Total postgraduate (apprenticeship mode only)

**Indicator = Student outcome + Mode + Level**

## Split indicators

Time series

Subject

Student characteristics

Course type

Partnership arrangements

One of:

Age

Domicile

Disability

Free school meals

Ethnicity

ABCS quintile


Sex

IMD quintile

Geography of employment quintile



# Question and answers



Office for  
Students



# What would this mean in practice

Registration

# Overview of process

Does the condition apply?

Are there points below a numerical threshold?

What does the OfS know about a provider?

Engagement with provider.

Decision making.

# Which points would be below a threshold

## Above threshold

- If the point estimate is above the numerical threshold

## Below threshold

- If the point estimate is below the numerical threshold and we have very strong statistical evidence that a provider's underlying performance is below the numerical threshold.

Subject split indicators: Continuation (First degree, Taught or registered, Part-time)

Split indicator type	Split indicator	Denominator	Indicator (%)	Indicator (%)						Below numerical threshold	Above numerical threshold	Benchmark (%)	Contribution to benchmark (%)	Response rate (%)
				40	50	60	70	80	90					
Subject: Business and management	Business and management	100	61.2							40.5%	59.5%	65.7	1.2	[N/A]
Subject: Education and teaching	Education and teaching	30	77.8							2.6%	97.4%	73.5	0.7	[N/A]
Subject: Engineering, technology and computing	Computing	[low]	[low]							[low]	[low]	[low]	[low]	[N/A]
	Engineering	80	83.5							0.0%	100.0%	86.0	2.7	[N/A]
Subject: Humanities and languages	Combined and general studies	60	63.9							26.7%	73.3%	48.3	11.3	[N/A]
	English studies	60	64.8							22.0%	78.0%	64.3	12.3	[N/A]
Subject: Law and social sciences	Economics	[low]	[low]							[low]	[low]	[low]	[low]	[N/A]
	Health and social care	70	77.8							0.1%	99.9%	66.5	4.5	[N/A]
	Sociology, social policy and anthropology	[low]	[low]							[low]	[low]	[low]	[low]	[N/A]
Subject: Natural and built environment	Architecture, building and planning	380	92.3							0.0%	100.0%	89.8	13.6	[N/A]
Subject: Natural and mathematical sciences	Biosciences	[low]	[low]							[low]	[low]	[low]	[low]	[N/A]
	Sport and exercise sciences	40	79.5							0.5%	99.5%	61.5	12.7	[N/A]
Subject: Nursing, allied health and psychology	Allied health	90	61.8							36.7%	63.3%	64.8	1.8	[N/A]
	Medical sciences	30	[DPH]							[DPH]	[DPH]	[DPH]	[DPH]	[N/A]
	Nursing and midwifery	310	49.4							100.0%	0.0%	57.9	3.6	[N/A]
				Threshold										
				40	50	60	70	80	90					

Subject split indicators: Continuation (First degree, Taught or registered, Part-time)

Split indicator type	Split indicator	Denominator	Indicator (%)	Indicator (%)					Below numerical threshold	Above numerical threshold	Benchmark (%)	Contribution to benchmark (%)	Response rate (%)
				40	50	60	70	80					
Subject: Business and management	Business and management	100	61.2						40.5%	59.5%	65.7	1.2	[N/A]
Subject: Education and teaching	Education and teaching	30	77.8						2.6%	97.4%	73.5	0.7	[N/A]
Subject: Engineering, technology and computing	Computing	[low]	[low]						[low]	[low]	[low]	[low]	[N/A]
	Engineering	80	83.5						0.0%	100.0%	86.0	2.7	[N/A]
Subject: Humanities and languages	Combined and general studies	60	63.9						26.7%	73.3%	48.3	11.3	[N/A]
	English studies	60	64.8						22.0%	78.0%	64.3	12.3	[N/A]
Subject: Law and social sciences	Economics	[low]	[low]						[low]	[low]	[low]	[low]	[N/A]
	Health and social care	70	77.8						0.1%	99.9%	66.5	4.5	[N/A]
	Sociology, social policy and anthropology	[low]	[low]						[low]	[low]	[low]	[low]	[N/A]
Subject: Natural and built environment	Architecture, building and planning	380	92.3						0.0%	100.0%	89.8	13.6	[N/A]
Subject: Natural and mathematical sciences	Biosciences	[low]	[low]						[low]	[low]	[low]	[low]	[N/A]
	Sport and exercise sciences	40	79.5						0.5%	99.5%	61.5	12.7	[N/A]
Subject: Nursing, allied health and psychology	Allied health	90	61.8						36.7%	63.3%	64.8	1.8	[N/A]
	Medical sciences	30	[DPH]						[DPH]	[DPH]	[DPH]	[DPH]	[N/A]
	Nursing and midwifery	310	49.4						100.0%	0.0%	57.9	3.6	[N/A]

Subject split indicators: Continuation (First degree, Taught or registered, Part-time)

Split indicator type	Split indicator	Denominator	Indicator (%)	Indicator (%)						Below numerical threshold	Above numerical threshold	Benchmark (%)	Contribution to benchmark (%)	Response rate (%)
				40	50	60	70	80	90					
Subject: Business and management	Business and management	100	61.2							40.5%	59.5%	65.7	1.2	[N/A]
Subject: Education and teaching	Education and teaching	30	77.8							2.6%	97.4%	73.5	0.7	[N/A]
Subject: Engineering, technology and computing	Computing	[low]	[low]							[low]	[low]	[low]	[low]	[N/A]
	Engineering	80	83.5							0.0%	100.0%	86.0	2.7	[N/A]
Subject: Humanities and languages	Combined and general studies	60	63.9							26.7%	73.3%	48.3	11.3	[N/A]
	English studies	60	64.8							22.0%	78.0%	64.3	12.3	[N/A]
Subject: Law and social sciences	Economics	[low]	[low]							[low]	[low]	[low]	[low]	[N/A]
	Health and social care	70	77.8							0.1%	99.9%	66.5	4.5	[N/A]
	Sociology, social policy and anthropology	[low]	[low]							[low]	[low]	[low]	[low]	[N/A]
Subject: Natural and built environment	Architecture, building and planning	380	92.3							0.0%	100.0%	89.8	13.6	[N/A]
Subject: Natural and mathematical sciences	Biosciences	[low]	[low]							[low]	[low]	[low]	[low]	[N/A]
	Sport and exercise sciences	40	79.5							0.5%	99.5%	61.5	12.7	[N/A]
Subject: Nursing, allied health and psychology	Allied health	90	61.8							36.7%	63.3%	64.8	1.8	[N/A]
	Medical sciences	30	[DPH]							[DPH]	[DPH]	[DPH]	[DPH]	[N/A]
	Nursing and midwifery	310	49.4							100.0%	0.0%	57.9	3.6	[N/A]

Threshold

# What this means in practice: registration

Does the condition apply?

Are there points below a numerical threshold?


What does the OfS know about a provider?

Engagement with provider.

Decision making.



# Question and answers



Office for  
Students



# What would this mean in practice

Monitoring

# What this means in practice: monitoring

Annual publication of data

Prioritise cases

Engagement

Decision making

Interventions and sanctions

# Prioritising cases

---

Number of students

---

Distance from threshold

---

Course characteristics

---

Student characteristics

---

Random selection

# What this means in practice: monitoring

Annual publication of data

Prioritise cases

Engagement

Decision making

Interventions and sanctions

# Considering context

## Historical performance

- **Benchmark values**
- **Factors outside a provider's control**
- **Particular course or profession attributes**

## Provider actions

- **Is the course still running.**
- **Actions a provider has already taken to improve its performance.**
- **Provider's plans to improve its performance.**

# What this means in practice: monitoring

Annual publication of data


Prioritise cases

Engagement

Decision making

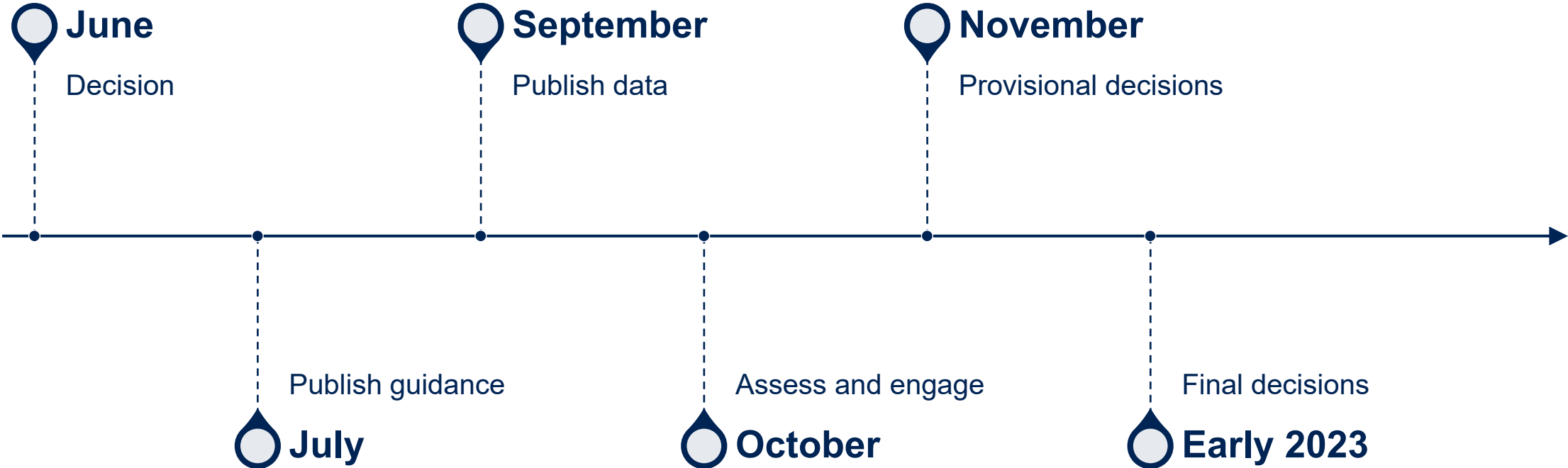
Interventions and sanctions

# The regulatory interventions






# Proposed timeline




# Question and answers



# Event feedback

We appreciate all feedback about our events. If you agreed to be contacted for this purpose you will receive a survey by email. Alternatively please send comments to **[events@officeforstudents.org.uk](mailto:events@officeforstudents.org.uk)**



Office for  
Students

The logo for the Office for Students, featuring a dark blue square with a yellow square in the top right corner containing the letters 'OfS' in white.

OfS

# Thank you for listening

**Copyright ©**

The copyright in this presentation is held either by the Office for Students (OfS) or by the originating authors. Please contact [info@officeforstudents.org.uk](mailto:info@officeforstudents.org.uk) for further information and re-use requests.